

Human IL-13Ra2 Protein

Cat. No. ILR-HM2R2



Description

Source	Recombinant Human IL-13Ra2 Protein is expressed from HEK293 with hFc tag at the C-Terminus. It contains Asp27-Leu342.
Accession	Q14627
Molecular Weight	The protein has a predicted MW of 63.7 kDa. Due to glycosylation, the protein migrates to 65-70 kDa based on Bis-Tris PAGE result.
Endotoxin	Less than 1EU per µg by the LAL method.
Purity	> 95% as determined by Bis-Tris PAGE > 95% as determined by HPLC

Formulation and Storage

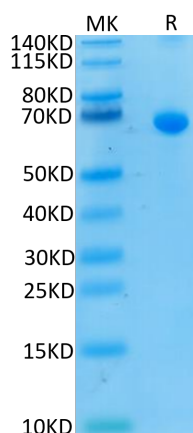
Formulation	Lyophilized from 0.22µm filtered solution in PBS (pH 7.4). Normally 8% trehalose is added as protectant before lyophilization.
Reconstitution	Centrifuge the tube before opening. Reconstituting to a concentration more than 100 µg/ml is recommended. Dissolve the lyophilized protein in distilled water.
Storage	-20 to -80°C for 12 months as supplied from date of receipt. -80°C for 3 months after reconstitution. Recommend to aliquot the protein into smaller quantities for optimal storage. Please minimize freeze-thaw cycles.

Background

Two type 1 membrane proteins belonging to the hemopoietin receptor family have been cloned and shown to bind IL-13 with differing affinities. The lower affinity IL-13 binding protein, previously designated IL-13 R alpha, IL-13 R alpha ' or NR4, is now referred to as IL-13 R alpha 1. The high-affinity IL-13 binding protein, previously also designated IL-13 R or IL-13 R alpha ', is now referred to as IL-13 R alpha 2.

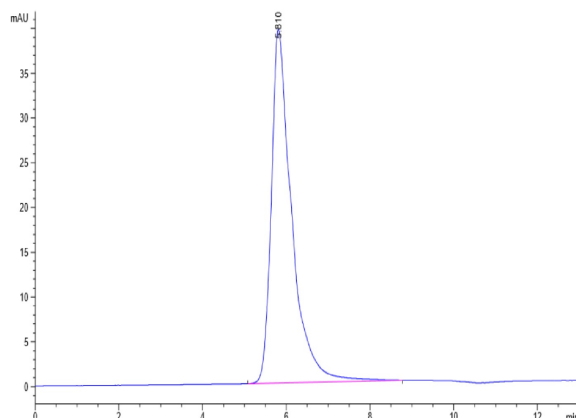
Assay Data

Bis-Tris PAGE



Human IL-13Ra2 on Bis-Tris PAGE under reduced condition. The purity is greater than 95%.

SEC-HPLC



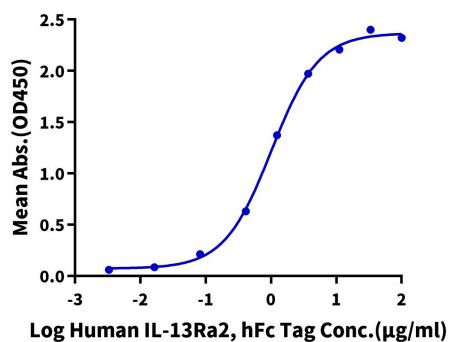
The purity of Human IL-13Ra2 is greater than 95% as determined by SEC-HPLC.

Assay Data

ELISA Data

Human IL-13Ra2, hFc Tag ELISA

0.2µg Human IL-13, His Tag Per Well



Immobilized Human IL-13, His Tag at 2µg/ml (100µl/well) on the plate. Dose response curve for Human IL-13Ra2, hFc Tag with the EC50 of 1.0µg/ml determined by ELISA.